

REVISION	CHANGE	APPROVED	DATE
1	Published release	JTS	27/11/2025

ASI-3-2-1

MATERIAL REQUIREMENTS FOR PROPELLER INSTALLATION

SUBJECT:

Material Information

ASSEMBLY NO:

Various

APPLICABILITY:

All propeller models




1. TOPIC


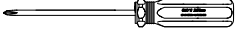











1.1 Introduction

This document lists the tooling, consumables and personal protective equipment generally required for the installation and setup of an Airmaster propeller system.








Installers must ensure they possess all listed materials before starting propeller installation. Some propeller models may require additional materials. Refer to applicable installation procedures.







1.2 Tooling Required

ITEM	QTY	DESCRIPTION	IMAGE
1.	As required	<p>Set of Spanners</p> <p><i>* Socket screwdrivers, or a crow's foot extension (3/8" square drive) may be required in the following sizes as well:</i></p> <p>Imperial sizes: 11/32", 3/8", 7/16" (for AN4 bolts), 1/2" (for AN5 bolts), 9/16" (for AN6 bolts), 5/8" (for AN7 bolts)</p> <p>Metric sizes: 8mm</p>	 
2.	As required	<p>Set of Ball-End Hex Keys (Allen Keys)</p> <p><i>*Torque screwdriver hex bits may be required in the following sizes as well:</i></p> <p>Imperial sizes: 7/64", 9/64", 1/4", 3/8"</p> <p>Metric sizes: 5mm, 6mm</p>	


3.	1	Flathead Screwdriver	
4.	1	PH2 Screwdriver	
5.	1	Adjustable Torque Wrench (3/8" square drive)	
6.	1	Adjustable Torque Screwdriver (with a set of imperial & metric bits)	
7.	1	Twist Pliers	
8.	1	Wire Cutters (Side Cutters)	
9.	1	MS Windows PC	
10.	As Required	Heat Gun	
11.	Recommended	Digital Vernier Calipers	
12.	Recommended	Feeler Gauge Set	
13.	Recommended	Inspection Torch	
14.	Recommended	Inspection Mirror	
15.	Recommended	Digital Multimeter (with probes)	

1.3 Consumables Required

ITEM	DESCRIPTION	IMAGE
1.	Loctite® 222 Thread-Locker	
2.	Loctite® 243 Thread-Locker	
3.	Loctite® 263 Thread-Locker	
4.	Primer (Cure-Speed Activator) (e.g. Loctite® SF 7471)	
5.	Torque-Seal (Inspection Paint) (e.g. Loctite® SF 7414)	
6.	Paper Towels, Clean Cloth (or similar)	
7.	Small Paint Brush (Glue Brush)	

8.	Popsicle Stick	
9.	0.025" Stainless Steel Lockwire (Safety Wire)	
10.	Aviation Grease (e.g. Mobilgrease28)	
11.	Anti-Seize Compound (Paste) (e.g. Duralac, Tef-Gel, Loctite® LB 8044, Loctite® Moly-50)	
12.	Cleaning Agent (Non-Corrosive) (e.g. Loctite® SF 7063, Methylated Spirits)	
13.	Emery Cloth Various grades (e.g. 3M ScotchBrite™)	

1.4 PPE Required

ITEM	DESCRIPTION	IMAGE
1.	Safety Goggles	
2.	Protective Gloves (Nitrile)	